

HOTEL
CLOTHING
COMPANY LONDON

THE ENVEE COLLECTION

Designed for the ultimate comfort
throughout the working day



EVERY
SUIT
CONTAINS
45
RECYCLED
PLASTIC
BOTTLES



CORPORATE CLOTHING THAT DOESN'T COST THE EARTH

The polyester used in our collections is made from recycled plastic bottles

That means by wearing the Envee Collection you are preventing plastic bottles reaching our oceans and landfill.

Yet we don't want to stop there. We have a world class supply chain team and we're constantly looking at fabric innovation to improve the sustainability of our garments.

As a company we adhere to several internationally recognised industry standards.





TAILORING BUILT TO LAST

The quality and dimensions of the interlining and canvas, developed by our in house technician adds shape that performs day in day out even in the most demanding roles.

The quality of the construction in each garment enables supreme reliability. Each component that we use is tested extensively. We select only the finest fabrics and then ensure they reach a minimum standard for abrasion and pilling.

6 collections each with a specific job to do. All collections offer classic and fashionable styles and slim, tailored and classic fits to clothe diverse teams.



ENVEE

THE ULTIMATE COMFORT COLLECTION

Designed for movement this bi-stretch fabric is crafted in a way to enhance its stretch beyond that typically found in corporate wear.

Fabric Composition

Black and Navy Dot

62% Polyester
33% Viscose
5% Lycra

Navy and Grey Dot

68% Recycled Polyester
28% Viscose
4% Lycra

4 Colours Available

Black
Grey Dot
Navy
Navy Dot

420 Grams
Per Linear Metre

How the fabric performs


- ✔ 4 Way Stretch Fabric
- ✔ Comfortable
- ✔ Sustainability
- ✔ Durable
- ✔ Easy to wash and look after



Image Above
Larsen Ladies Jacket
Black

Image Left
King Slim Fit Trousers
Black

ENVEE



Images Above
Islington Ladies Jacket
Navy Dot

Puccini Mens Slim Fit Trousers
Grey Dot

Image Left
Strauss Slim Fit Mens Jacket
Navy Dot



Image
Mendelssohn Ladies Jacket
Navy Dot

”

What the fabric designer says

The bi-stretch construction in the warp and the weft of the fabric makes this amongst the most comfortable tailoring to be found anywhere in the corporate sector.

Worn everyday by

- ✔ Hospitality Leisure and Airlines
- ✔ Office and Retail
- ✔ Ceremonial

Tested to perfection

Durability	100,000 + Rubs on the Martindale test
Pilling	Grade 4/5
Fabric meets	Oeko-Tex standard 100

Dancers Wear

Sibelious Mens Waistcoat
Navy Dot

Puccini Mens Slim Fit Trousers
Navy Dot

Mahler Ladies Waistcoat
Navy Dot

King Ladies Slim Fit Trousers
Navy Dot

Launch Event

To launch the Envee Collection we asked two contemporary dancers to test the stretch and movement of the garments, the results speak for themselves. The collection is now worn by worldwide large airlines, hotels and a wide range of industries.



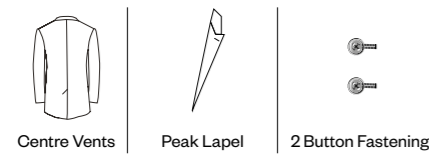
Order a fabric swatch
to feel the fabric quality





Strauss Slim Fit Jacket

Cut close to the body for a slim silhouette, it is fitted through the shoulder, chest and waist.



Black	Grey Dot	Navy Dot	Navy
J8004B	J8004GD	J8004ND	J8004N

Lengths Available	UK SIZES	EU SIZES
Short Reg Long	32 - 46	42 - 56



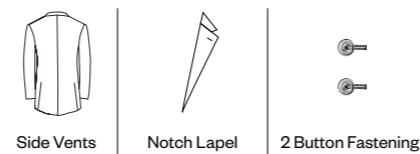
Wear with

This Jacket is designed to sit with the **Puccini Slim Fit Trousers**



Ravel Tailored Fit Jacket

The regular fit has a tailored fit yet still allowing for ease of movement and comfort throughout the working day.



Black	Grey Dot	Navy Dot	Navy
J8006B	J8006GD	J8006ND	J8006N

Lengths Available	UK SIZES	EU SIZES
Short Reg Long	34 - 50 Short 34 - 54 Reg 36 - 50 Long	44 - 60 Short 44 - 64 Reg 46 - 60 Long



Wear with

This Jacket is designed to sit with the **Wagner Tailored Fit Trousers**



Sibelius Waistcoat

Designed to create a classic silhouette, the waistcoat comes in a generous fit allowing for comfort and ease of movement.



Black	Grey Dot	Navy Dot	Navy
V8002B	V8002GD	V8002ND	V8002N

Lengths Available	UK SIZES	EU SIZES
Regular	34 - 54	44 - 64



Wear with

This Waistcoat is designed to sit with any trousers from the Envee Collection



Create your own Style

If you are looking for a completely bespoke look, we understand the dynamics of your brief from the fabric, raw materials, design, sampling, manufacturing, environmental impacts and quality assurance through to the necessity of timely logistics.

We can create your full look from shirts to soft shells, knitwear to coats - saving you time and money by using one supplier to manage the whole process.

Contact us to find out more about our [Minimum Order Quantities](#)



Size Guide

Short Men under 5'6" tall
Regular Men between 5'7" & 6'1" tall
Long Men over 6'1" tall



Samples


Order a fabric swatch to feel the fabric quality

ENVEE
MENS TROUSERS



Puccini Slim Fit Trousers

These flat fronted slim fit trousers will give you definition as they sit close to your legs with a tapering effect.



Black T8002B
Grey Dot T8002GD
Navy Dot T8002ND
Navy T8002N

Lengths Available	UK SIZES	EU SIZES
Short	28 - 40 Short	44 - 56 Short
Regular	28 - 42 Reg	44 - 58 Reg
Long	28 - 40 Long	44 - 56 Long
Un Finished	28 - 42 Un Finished	44 - 58 Un Finished




Wear with
These trousers are designed to sit with the **Strauss Slim Fit Jacket**



Wagner Tailored Fit Trousers

Cut with a little extra room at the seat and a neatly tapered leg. These flat fronted trousers provide definition without the restriction.

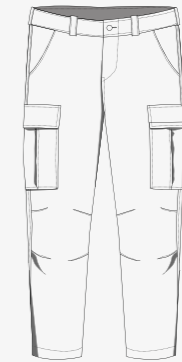


Black T8004B
Grey Dot T8004GD
Navy Dot T8004ND
Navy T8004N

Lengths Available	UK SIZES	EU SIZES
Short	28 - 50 Short	44 - 66 Short
Regular	28 - 50 Reg	44 - 66 Reg
Long	28 - 50 Long	44 - 66 Long
Un Finished	28 - 50 Un Finished	44 - 66 Un Finished



Wear with
These trousers are designed to sit with the **Ravel Tailored Fit Jacket**



Create your own Style

If you are looking for a completely bespoke look, we understand the dynamics of your brief from the fabric, raw materials, design, sampling, manufacturing, environmental impacts and quality assurance through to the necessity of timely logistics.

We can create your full look from shirts to soft shells, knitwear to coats - saving you time and money by using one supplier to manage the whole process.

[Contact us to find out more about our Minimum Order Quantities](#)

Inside Leg Measurements		
Short	29"IL	74 ^{CM}
Regular	31"IL	79 ^{CM}
Long	33"IL	84 ^{CM}
Un Finished	37"IL	94 ^{CM}



Samples
Order a fabric swatch to feel the fabric quality

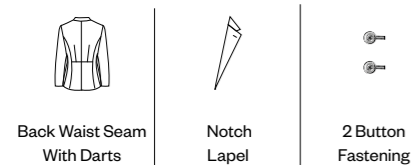
ENVEE LADIES JACKETS

Looks great with dresses



Mendelssohn Cropped Jacket

Impeccably cut, the cropped jacket is an elegant take on suiting designed to flatter the waist with 4 panels back detailing.

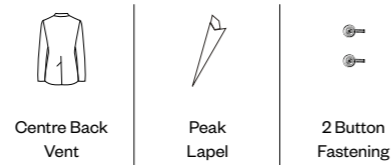


Black J8002B	Grey Dot J8002GD	Navy Dot J8002ND	Navy J8002N
-----------------	---------------------	---------------------	----------------

Lengths Available	UK SIZES	EU SIZES
Petite Reg Long	4 - 20 Petite 4 - 24 Reg 6 - 24 Long	32 - 48 Petite 32 - 52 Reg 34 - 52 Long

Larsen Tailored Fit Jacket

Tailored to perfection, the jacket features peak lapels and elegant waist-cinching darts.




Black J8001B	Grey Dot J8001GD	Navy Dot J8001ND	Navy J8001N
-----------------	---------------------	---------------------	----------------

Lengths Available	UK SIZES	EU SIZES
Petite Reg Long	4 - 20 Petite 4 - 24 Reg 6 - 24 Long	32 - 48 Petite 32 - 52 Reg 34 - 52 Long

Smyth Tailored Fit Jacket

Create a smart silhouette in an instant with this single-breasted tailored jacket, with 4 panel back detailing designed to flatter the waist.



Black J8000B	Grey Dot J8000GD	Navy Dot J8000ND	Navy J8000N
-----------------	---------------------	---------------------	----------------

Lengths Available	UK SIZES	EU SIZES
Petite Reg Long	4 - 20 Petite 4 - 24 Reg 6 - 24 Long	32 - 48 Petite 32 - 52 Reg 34 - 52 Long

Mahler Waistcoat

Designed to create a classic yet flattering silhouette, allowing for comfort and ease of movement throughout the working day.



Black V8000B	Grey Dot V8000GD	Navy Dot V8000ND	Navy V8000N
-----------------	---------------------	---------------------	----------------

Lengths Available	UK SIZES	EU SIZES
Regular	4 - 24	32 - 52

Create your own Style

If you are looking for a completely bespoke look, we understand the dynamics of your brief from the fabric, raw materials, design, sampling, manufacturing, environmental impacts and quality assurance through to the necessity of timely logistics.

We can create your full look from shirts to soft shells, knitwear to coats - saving you time and money by using one supplier to manage the whole process.

Contact us to find out more about our [Minimum Order Quantities](#)



Size Guide

Petite	Women under 5'2" tall
Regular	Women between 5'3" & 5'9" tall
Long	Women over 5'10" tall



Samples

Order a fabric swatch to feel the fabric quality



Wear with

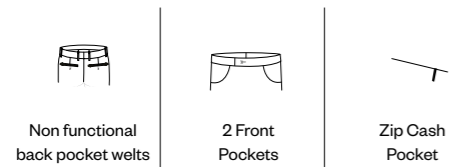
All ladies jackets & waistcoats are designed to work with the all the Envee trousers, dresses and skirts.

ENVEE
LADIES TROUSERS



King Slim Fit Trousers

These slim fit trousers will give you beautiful definition as they sit close to your legs flattering your shape.



Black T8003B **Grey Dot** T8003GD **Navy Dot** T8003ND **Navy** T8003N

Lengths Available **UK SIZES** **EU SIZES**
Petite | Reg | Long | Unfinished 4 - 24 32 - 52



Wolfe Tailored Fit Trousers

Cut with a little extra room around the top of the leg and a neatly tapered leg to elongate the leg length.



Black T8001B **Grey Dot** T8001GD **Navy Dot** T8001ND **Navy** T8001N

Lengths Available **UK SIZES** **EU SIZES**
Petite | Reg | Long | Unfinished 4 - 24 32 - 52



Leon Classic Fit Trousers

A flattering straight-leg trouser in a wearable comfortable classic fit with a mid rise.



Black T8000B **Grey Dot** T8000GD **Navy Dot** T8000ND **Navy** T8000N

Lengths Available **UK SIZES** **EU SIZES**
Petite | Reg | Long | Unfinished 4 - 24 32 - 52



Create your own Style

If you are looking for a completely bespoke look, we understand the dynamics of your brief from the fabric, raw materials, design, sampling, manufacturing, environmental impacts and quality assurance through to the necessity of timely logistics.

We can create your full look from shirts to soft shells, knitwear to coats - saving you time and money by using one supplier to manage the whole process.

Contact us to find out more about our [Minimum Order Quantities](#)

Size Guide

Petite	Women under 5'2" tall
Regular	Women between 5'3" & 5'9" tall
Long	Women over 5'10" tall

Samples

Order a fabric swatch to feel the fabric quality

Wear with

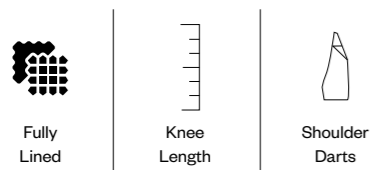
All ladies trousers are designed to work with all the Envee jackets and waistcoats.

Hem widths shows are based on a size 8



Schumann
Shoulder Dart Dress

A fitted style with elegant waist-cinching darts designed to flatter any figure.



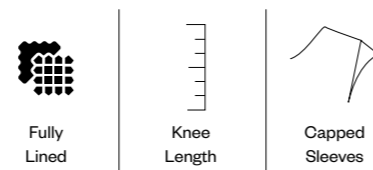
Black D8001B **Grey Dot** D8001GD **Navy Dot** D8001ND **Navy** D8001N

Lengths Available
Regular **UK SIZES** 4 - 24 **EU SIZES** 32 - 52



Strozzi
Capped Sleeve Dress

V neck design with a fitted silhouette and an A-line shape over the hips and capped sleeves.



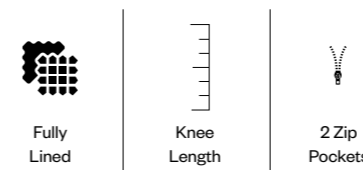
Black D8002B **Grey Dot** D8002GD **Navy Dot** D8002ND **Navy** D8002N

Lengths Available
Regular **UK SIZES** 4 - 24 **EU SIZES** 32 - 52



Leonarda
Zip Pocket Dress

A smart practical dress with a fitted silhouette and short sleeves. 2 handy zip pockets make this dress a popular choice



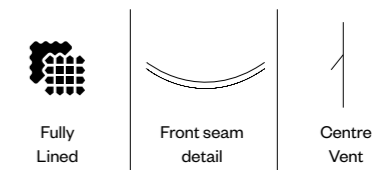
Black D8000B **Grey Dot** D8000GD **Navy Dot** D8000ND **Navy** D8000N

Lengths Available
Regular **UK SIZES** 4 - 24 **EU SIZES** 32 - 52



Caccini
Pencil Skirt

The classic formal skirt remains a true hero piece. Shaped with a figure skimming fit, this chic skirt sits just above the knee.



Black S8000B **Grey Dot** S8000GD **Navy Dot** S8000ND **Navy** S8000N

Lengths Available
Reg | Long **UK SIZES** 4 - 24 **EU SIZES** 32 - 52
Regular (58cm | 23" length)
Long (64cm | 25" length)

Size Guide

Petite	Women under 5'2" tall
Regular	Women between 5'3" & 5'9" tall
Long	Women over 5'10" tall

Samples

Order a fabric swatch to feel the fabric quality

Wear with

All ladies dresses & skirts are designed to work with the all the Envee jackets



EASY CARE

Every garment is engineered to be washable in domestic washing machines

Every garment is engineered to withstand creasing and shine. We've spent years testing and trialling this garment so that your garment will last longer and look better if you follow the simple care guide.

All pieces are washable in a domestic machine. If wash instructions are followed correctly a minimum iron will restore the clothing to great shape.



Wash separately.
Machine wash as wool.
Do not use fabric softener.



Remove the garment immediately after the wash and pull gently into shape. Place on a hanger and allow to dry naturally.



If required iron on a medium setting using a damp cloth between the iron & the garment to prevent shine.



Do not tumble dry.

Hotel Clothing Company
22 Charing Cross Rd,
London WC2H 0HR

Tel 0207 240 7507
Email sales@hotelclothingcompany.co.uk
Web www.hotelclothingcompany.co.uk

— HOTEL —
CLOTHING
COMPANY LONDON

www.hotelclothingcompany.co.uk